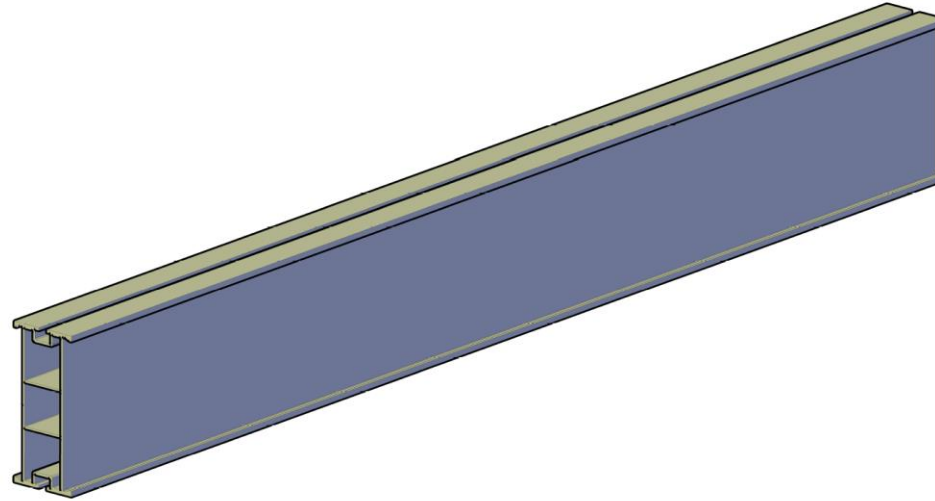


PERI Rental Criteria

AB225



PERI (Hong Kong) Limited
 19C&D, Tower B, Billion Centre
 1 Wang Kwong Road
 Kowloon Bay
 Hong Kong
 Phone: +852 3102 7900
 Fax: +852 3188 9258
info@perihk.com

| Content | Page |
|---------|------|
| AB 225 | 2 |
| | |
| | |
| | |
| | |
| | |
| | |
| | |

| Changes made | Date Initial | Page |
|--------------|----------------|------|
| New version | 26.05.22 SR | |
| | | |
| | | |
| | | |
| | | |
| | | |
| | | |
| | | |

PERI Rental Criteria

AB225




| AB225 | Description | Instruction | Billing Instruction | Type |
|-------|---|----------------------|---------------------|--------------------|
| | <p>60.20.01.01 Nail holes</p> <ul style="list-style-type: none"> ▪ $d \leq 5 \text{ mm}$ ▪ $d > 5 \text{ mm}$ | <p>✓</p> <p>🗑️ 🚫</p> | <p>🚫</p> <p>📦</p> | <p>👁️</p> <p>🚧</p> |
| | <p>60.20.01.02 Beam shortened</p> | <p>✓ 🪚</p> | <p>📦</p> | <p>⚙️</p> |

PERI Rental Criteria

AB225



| AB225 | Description | Instruction | Billing Instruction | Type |
|-------|-------------|-------------|---------------------|------|
|-------|-------------|-------------|---------------------|------|



60.20.01.03 Beam bent

- ≤ permitted bent
- > permitted bent














| Component | Perm. bending |
|------------|---------------|
| AB225 1800 | 3 mm |
| AB225 2400 | 4 mm |
| AB225 2700 | 5 mm |
| AB225 3000 | 6 mm |
| AB225 3600 | 7 mm |
| AB225 4800 | 9 mm |
| AB225 5400 | 10 mm |
| AB225 5900 | 11 mm |

PERI Rental Criteria

AB225







| AB225 | Description | Instruction | Billing Instruction | Type |
|---|---|--|--|--|
|  | <p>60.20.01.04 Soiled guide profile</p> <ul style="list-style-type: none"> ▪ if possible ▪ if not possible |   |   |   |
|  | <p>60.20.01.05 Cracks in the inner profile</p> |  |  |  |

PERI Rental Criteria

AB225




















| AB225 | Description | Instruction | Billing Instruction | Type |
|--|------------------------------------|---|---|---|
|  | 60.20.01.06 Crack in outer profile |  |  |  |

PERI Rental Criteria

Glossary icons



| Icon | Significance | Icon | Significance | Icon | Significance |
|---|---|--|------------------------------|---|---|
|  | Not Ok– material is scrap |  | Billing necessary (customer) |  | Optical damage |
|  | OK– material stays in rental park |  | No Billing necessary |  | Functional damage |
|  | Scrap material– it's not permitted to hand out the material because of safety aspects |  | Shorten the material |  | Functional damage— it's not permitted to hand out the material |
|  | Repair according to instruction |  | Mark the material |  | Static damage— it's not permitted to hand out the material |
|  | Fix material cold – Afterwards, check weld seams and bordering components |  | Replace damaged material | | |
|  | Repair after local economic efficiency calculation |  | Replace missing material | | |
|  | Clean the material | | | | |